

D02L/D02S

Automatic door opener with pull arm/ push arm



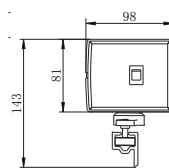
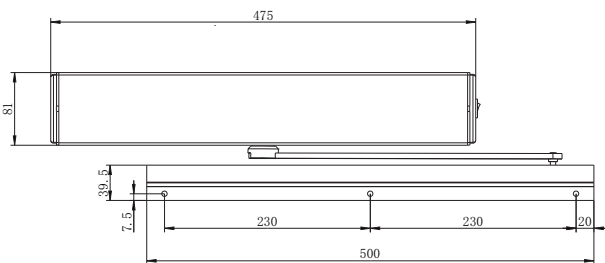
◀ Push arm



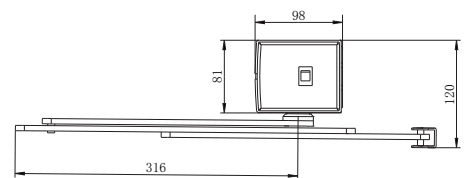
◀ Pull arm

Specification	D02L(with pull arm)	D02S(with push arm)
Input voltage	AC100V-240V	AC100V-240V
Door open speed	45°/s	45°/s
Door close speed	45°/s	45°/s
Dwell time	0-20s	0-20s
Working temperature	-20°C-+55°C	-20°C-+55°C
Protection degree	IP21	IP21
Weight	5.5KG	5.5KG
Dimension	475*81*98mm	475*81*98mm
Door open angle	110°	110°
Load bearing	Max 150KG	Max 150KG

Dimension



Pull bar



Push bar